

Flower Burst

by Debby Kratovil • Quilter by Design
quilterbydesign.com



Fabric: Arianna-de signed by Jennifer Young for Benartex, benartex.com.

Debby Kratovil is the author of Supersize 'Em for Martingale & Co., martingale-pub.com.

[See Pattern Sheet 2](#)

Green Print

4 template A

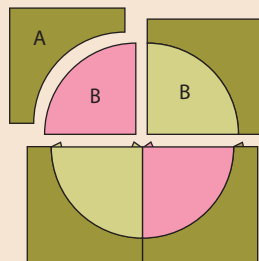
Pink Tone-on-Tone and Light Green Print
from each

2 template B

Multiprint

1 pattern C

Template plastic (optional)



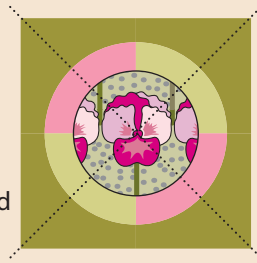
Block Piecing

Refer to the "Curved Piecing" technique on page 79. Join the A's and B's as shown to make the block background.

To fussy-cut the center circle from a large-scale print, make a plastic template for C.

Fold the block in half diagonally both ways. Prepare C for turned-edge applique. Use the creases and applique placement diagram as guides to center C on the block.

The stitch diagrams are on page 81. Use monofilament thread and a blind stitch to applique the circle in place to complete the block. ■



Applique Placement

Flower Burst Pattern



Debby Kratovil Quilts 2017

This is a reprint from Quiltmaker 100 Blocks Magazine.

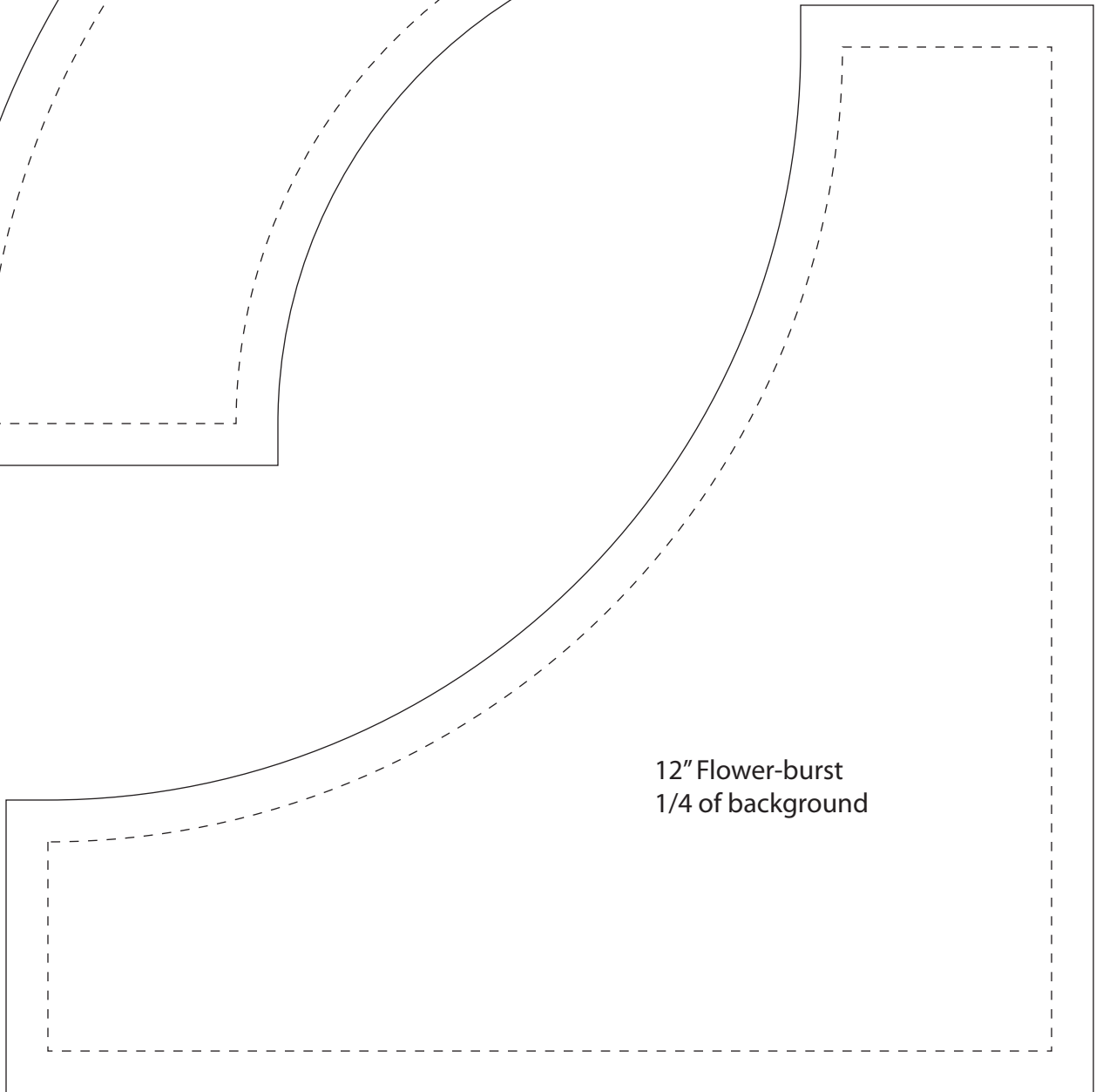
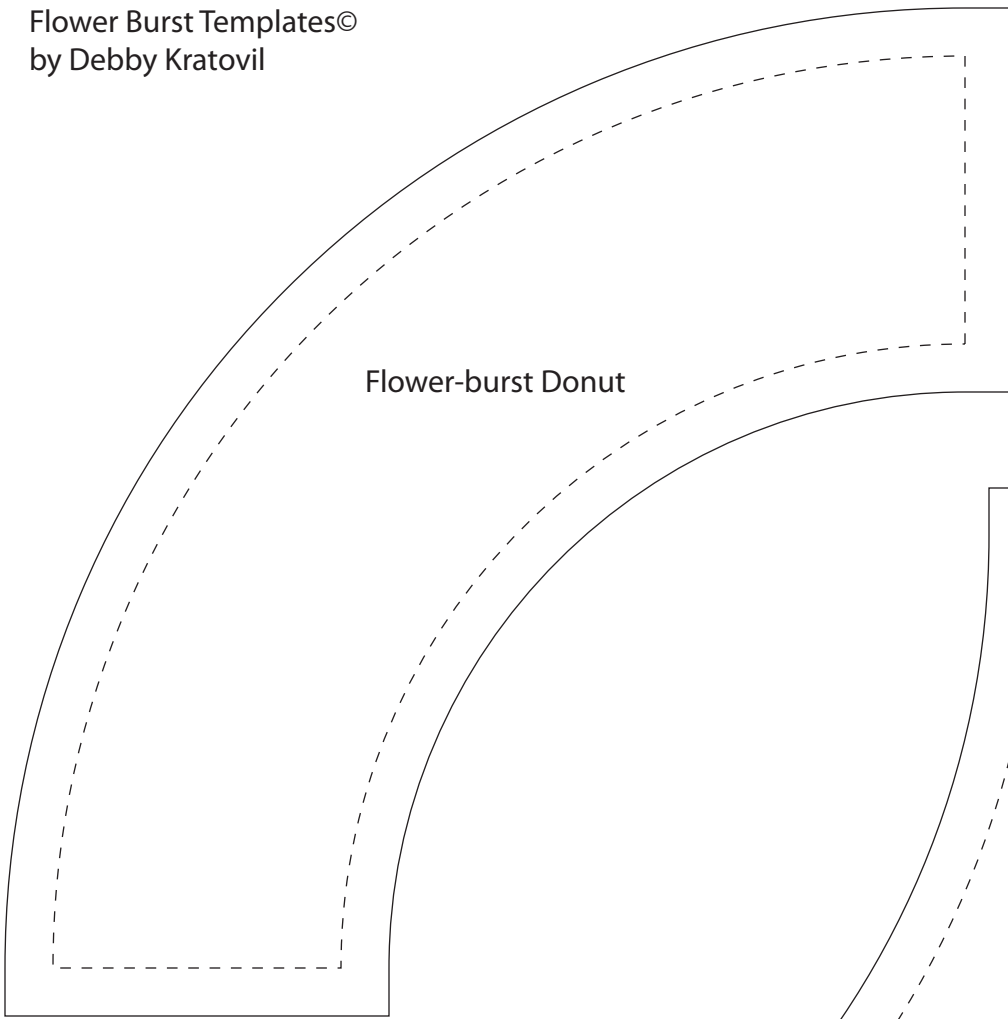
This includes the templates for making a single block. You can see the steps at my blog: DebbyKratovilQuilts.blogspot.com.


Do a search for "Dori" or "Quiltmaker."

This was first published in 2013 and reposted on March 2, 2022.

Fabric supplies are NOT included.

Flower Burst Templates©
by Debby Kratovil





Flower Burst© by Debby Kratovil
Add seam allowances for hand applique