

Tribeca II

Color Blox Stars



Yellow

Quilts designed by
Debby Kratovil for Blank Quilting
Finished Size is 65" x 65"

Spice

Turquoise



TM

Quilt designed by Debby Kratovil for Blank Quilting

All seam allowances are 1/4". Please read all directions before beginning and press carefully after each step.

Fabric Requirements:

Yellow Version

Fabric A: 7/8 yd of BTR-4782 Yellow
Fabric B: 1-1/2 yd of BTR-4226 Pumpkin
Fabric C: 3/4 yd of BTR-4783 Moss
Fabric D: 2 yd of BTR-4784 Yellow
Fabric E: 1-1/4 yd BTR-3504 Glow
Fabric F: 1/2 yd BTR-3504 Papaya
Fabric G: 1/2 yd BTR-3504 Fuchsia
Fabric H: 1/2 yd BTR-3504 Pansy

Spice Version

Fabric A: 7/8 yd of BTR-4782 Spice
Fabric B: 1-1/2 yd of BTR-4226 Spice
Fabric C: 3/4 yd of BTR-4783 Spice
Fabric D: 2 yd of BTR-4784 Spice
Fabric E: 1-1/4 yd BTR-3504 Buff
Fabric F: 1/2 yd BTR-3504 Cinnamon
Fabric G: 1/2 yd BTR-3504 Iris
Fabric H: 1/2 yd BTR-3504 Gold

Turquoise Version

Fabric A: 7/8 yd of BTR-4782 Turquoise
Fabric B: 1-1/2 yd of BTR-4226 Turquoise
Fabric C: 3/4 yd of BTR-4783 Blue
Fabric D: 2 yd of BTR-4784 Turquoise
Fabric E: 1-1/4 yd BTR-3504 Ice
Fabric F: 1/2 yd BTR-3504 Lilac
Fabric G: 1/2 yd BTR-3504 Meadow
Fabric H: 1/2 yd BTR-3504 Violet

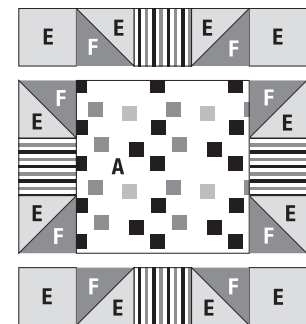
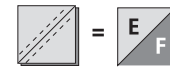
Cutting Directions:

Fabric A: Cut nine 9-1/2" squares
Fabric B: Cut thirty-six 3-1/2" squares; Cut six 1-1/2" strips width of fabric (inner border); Cut eight 2-1/4" strips width of fabric (binding)
Fabric C: Cut twenty-four 3-1/2" x 9-1/2" rectangles
Fabric D (border): Cut two 8" x 58" strips LENGTH of fabric; Cut two 8" x 66" strips LENGTH of fabric
Fabric E: Cut fifty-two 3-1/2" squares; Cut thirty-six 3-7/8" squares
Fabric F: Cut twenty-seven 3-7/8" squares; Cut sixteen 3-1/2" squares (sashings)
Fabric G: Cut twenty-seven 3-7/8" squares; Cut fourteen 3-1/2" squares (sashings)
Fabric H: Cut twenty-seven 3-7/8" squares; Cut sixteen 3-1/2" squares (sashings)

Block Assembly

NOTE: The star points in the blocks use equal amounts of Fabrics F, G & H.

- With right sides together sew one 3-7/8" Fabric E square to one 3-7/8" Fabric F square by drawing a diagonal line across and sewing 1/4" on each side. Cut apart on drawn line for two half-square triangles (fig. 1). Repeat for a total of twenty-four units. Repeat for the remaining 3-7/8" Fabric E squares with the Fabric G & H 3-7/8" squares.
- Sew a matching half-square triangle unit to each side of a 3-1/2" Fabric B square (stripe). Take care that you orient the stripe as pictured in the quilt picture. Make four of these matching units for each block (fig. 2).
- Sew a Figure 2 unit to two sides of a 9-1/2" Fabric A square (fig. 3). Sew a 3-1/2" Fabric E square to each short side of two remaining Figure 2 units. Join these to the block center as shown to form the entire block (fig. 3). Make three blocks for each of the F, G & H fabrics.



Sashing Assembly

- The sashing units use random placement of Fabrics F - G. Join a 3-1/2" square of any of the Fabrics F - H to each short side of the 3-1/2" x 9-1/2" Fabric C rectangles. Make a total of 24 (fig. 4).
- Sew three sashing units with four 3-1/2" Fabric E squares to form the long horizontal sashings (fig. 5). Refer to Quilt Layout photo for color placement.

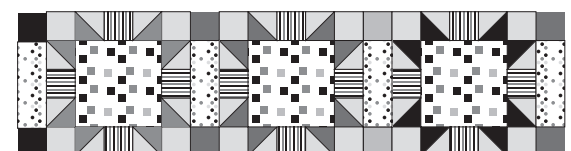
Quilt Top Assembly

- Sew a horizontal row together using four sashing units and three blocks (fig. 5). Make three rows.
- Join the three rows and four horizontal sashing units into the quilt center.



Borders

- Piece together the 1-1/2" Fabric B strips for the inner border. Measure quilt sides and sew to quilt center. Trim and press.
- Measure and trim the two 8" x 58" border strips (Fabric D) to the quilt center size and sew to quilt sides. Measure and trim the two 8" x 66" border strips for the remaining two sides and one to quilt top and one to bottom.
- Layer and quilt as desired.
- Piece together the eight 2-1/4" Fabric B strips and use for binding.



Make 3 Fabric F Make 3 Fabric G Make 3 Fabric H

Figure 6

While all possible care has been taken to ensure the accuracy of this pattern, we are not responsible for printing errors or the way in which individual work varies.