

Fabric Stash Blocks

Material must-haves to add to your stash
Brought to you by QUILT Magazine





PLEASE NOTE: This fabric stash block first appeared in the December/January 2007 issue of QUILT magazine. Many fabrics have a shelf life of about 6 months to 1 year. These exact fabrics may not still be available for purchase. Take heart! Your favorite quilt shop can help you select suitable substitutes in colors and patterns that will work just as well to make this block.

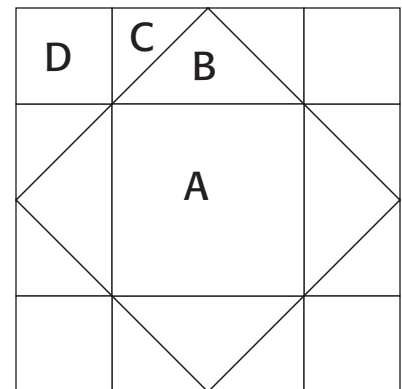


King's Crown - 12"

This eye-catching group is from the brand-new Rose Lace Collection by Northcott Fabrics. The giant cabbage roses in pink against a black background are perfect to go with my traditional, romantic-style fabric stash. Naturally, I can't stop with just one fabric. It's always best to purchase several fabrics from one line to assure the colors and personality of the fabrics are compatible. The rose is front and center. Think of the supporting fabrics as soup stock seasonings - a little goes a long way. The green geometric texture is a perfect companion to the delicate flowers in the yellow and the mini-lace etchings of the pink. It's a natural balance sure to please any palette.

Rose Lace Collection by Northcott Fabrics -
www.northcott.net


- A  6 1/2" Cut one of main rose print
- B  7 1/4" Cut one yellow print; recut into four B triangles
- C  2 7/8" Cut (4) pink squares; recut into (8) C triangles
- D  3 1/2" Cut (4) of green print




Used for Patch A



Used for Patch B,



Used for Patch C



Used for Patch D