

# Fabric Stash Blocks

Material must-haves to add to your stash  
Brought to you by QUILT Magazine

**PLEASE NOTE:** This fabric stash block first appeared in the December/January 2007 issue of QUILT magazine. Many fabrics have a shelf life of about 6 months to 1 year. These exact fabrics may not still be available for purchase. Take heart! Your favorite quilt shop can help you select suitable substitutes in colors and patterns that will work just as well to make this block.





## Hearty Appetites

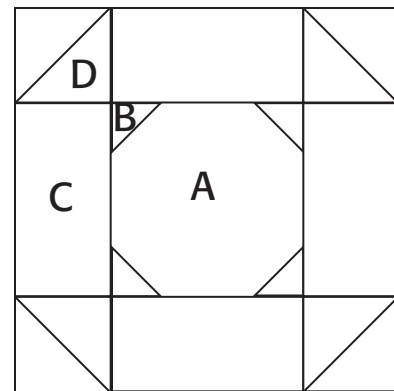


**Jewels - 12"**

Benartex - Opulence Collection: L to R: Shimmer, Style 1785, Color #44 (Olive Grove), Classic Stripe, Style 1783, Color #55, (Blue), Prisma Glass, Style 372, Color #60 (Purple); Center: Mega Marbles, Style 1781, Color #55, (Blue)

I love the Opulence Collection by Paula Nadlestern. It is full of rich hues that demand an even stronger pattern. This collection fills that bill perfectly. The fabrics are based on Paula's famous kaleidoscope quilts. They feature intricate swirls, flourishes and scroll work. The colors are intense and saturated, reflecting light. They captured my attention as soon as I saw them. The four fabrics I selected add a feeling of depth and warmth. The center of my block features a portion of the uge 9" spheres printed on panels that can be cut up in a variety of ways. [www.benartex.com](http://www.benartex.com)


- A  Cut (1) of yellow & blue floral print (template on next page)
- B  Cut (4) of deep golden yellow (template on next page)
- C  2 1/2" x 6 1/2" Cut (4) blue print
- D  2 7/8" Cut (2) squares each of yellow and blue stripe. Recut into D triangles.




Used for Patch A



Used for Patch B & D



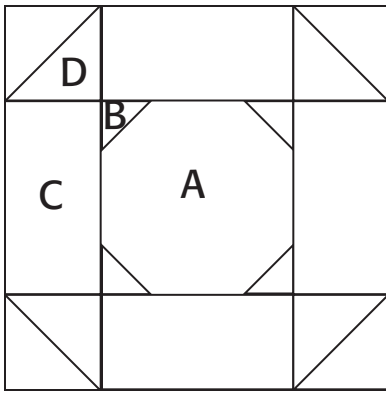
Used for Patch C



Used for Patch D

# Fabric Stash Templates

**Material must-haves to add to your stash  
Brought to you by QUILT Magazine**



Jewels - 12"

