

DEBBY KRATOVIL'S

Calendar Girls[®]

a Quilt Shop Only Program



Prairie Flower Quilt - 51" x 51" Block Size: 8"

DEBBY KRATOVIL | WWW.QUILTERBYDESIGN.COM | KRATOVIL@HIS.COM


Prairie Flower Block - January 6 - from the Quilter's Block-a-Day Calendar[®] - Martingale & Company

Debby Kratovil's

Calendar Girls

(Guys are welcome!)

All patch sizes can be found in your Block-a-Day Calendar.



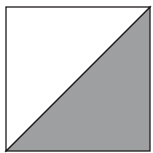
Block Size: 8"
Number of Blocks: 16
Quilt Size: 51" x 51"

Fabric Requirements:

- 1 yard pink print for border
- 1-3/4 yard green for blocks, sashings and binding
- 1/2 yard pink for blocks
- 1/2 yard cream for blocks
- 1/2 yard red for blocks, sashing & border
- 3 yards backing

Prairie Flower - January 6
Quilter's Block a Day Calendar©

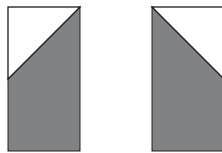
1. Cut (8) D squares of medium pink. Recut into two triangles each for (16) D triangles. Cut (8) D squares of cream. Recut into two triangles each for (16) D triangles. Sew a pink D triangle with a cream D triangle. Make (16) of these half-square triangle units. See Diagram 1. Set aside.
2. Cut (32) red A squares and (32) pink A squares. Sew into the Four Patch units as shown in Diagram 2.
3. Cut (32) green B templates and (32) green Br (reversed) templates. Cut (32) cream C squares; recut each into two triangles for (64) C triangles. Sew a green B unit with a cream C triangle; make (32) of these. Sew a green Br unit with a cream C triangle; make (32) of these. See Diagram 3.
4. Combine the patches and units from above to create (16) 8" Prairie Flower blocks.




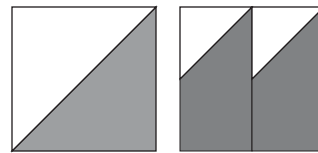
Make 16
Diagram 1



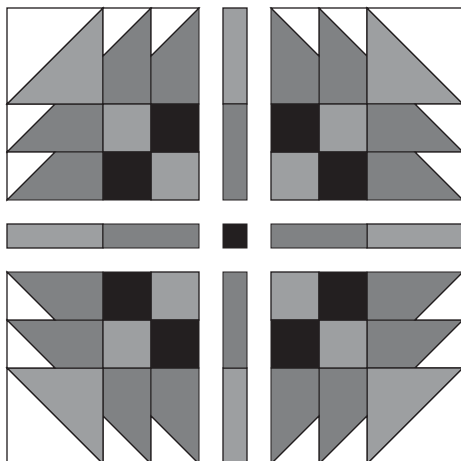
Make 16
Diagram 2



Make 32 Make 32
Diagram 3



Make 16



Four Blocks with Sashing
Make 4

5. Four of the Prairie Flower blocks are set together with green and pink rectangles. See color picture for placement. Cut (16) pink 2" x 4-1/2" and (16) green 2" x 4-1/2" rectangles. Cut four 2" red squares.

6. Join four Prairie Flower blocks with (4) pink and (4) green 2" x 4-1/2" rectangles, adding the red 2" squares in the center of each 4-block group. Four block unit now measures 18" unfinished (17-1/2" finished). Make four of these 4-block units.

Sashings: Cut (12) 2-1/2" x 18" green strips and (9) red 2-1/2" cornerstones. Join the blocks with the sashings and cornerstones.

Outer borders: Cut (4) pink print 5-1/2" x 41-1/2" border strips and (4) red 5-1/2" squares. Sew borders to quilt center.

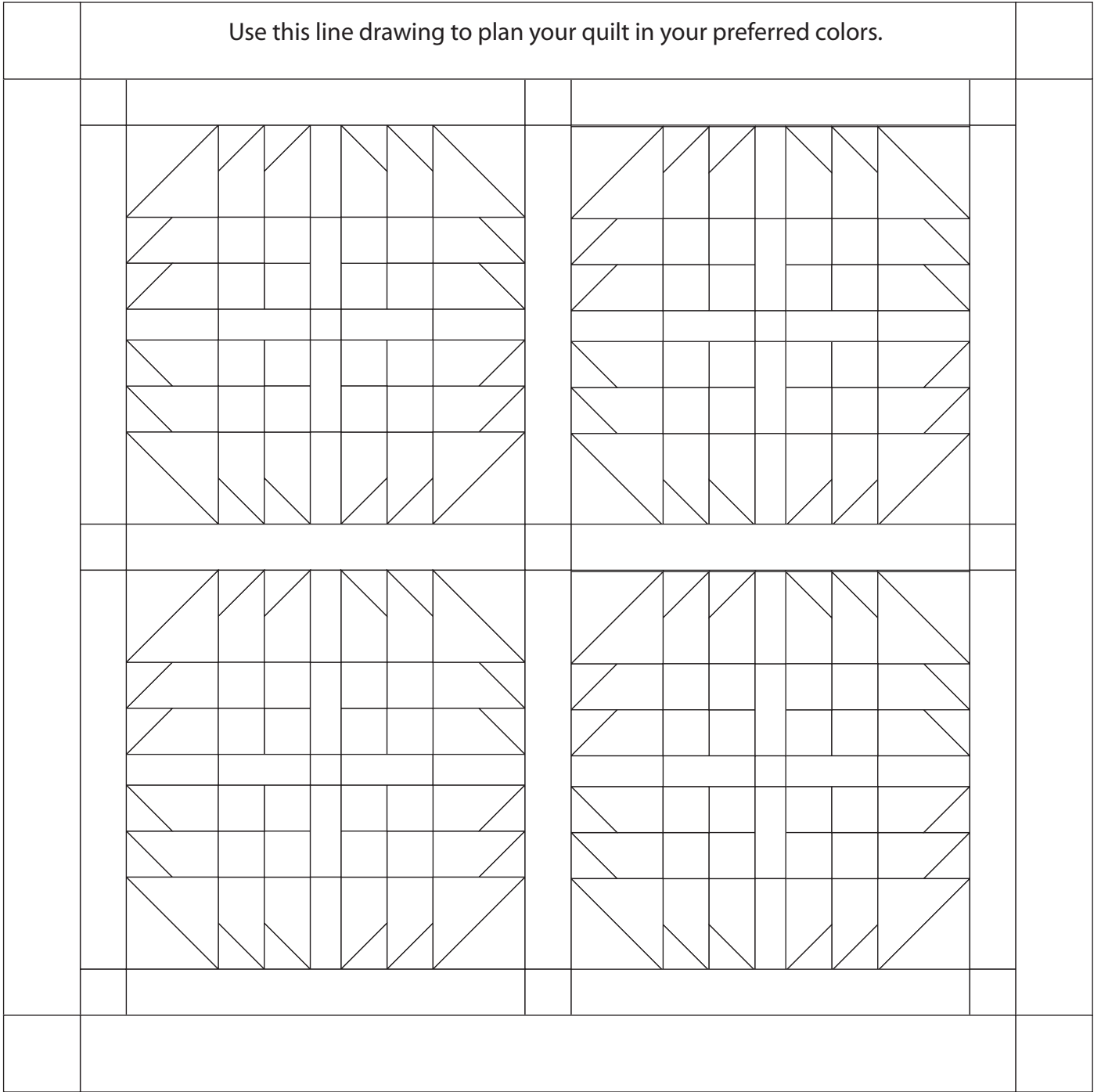
Binding: Cut enough 2-1/4" green print strips to equal about 210" in length.

Debby Kratovil's

Calendar Girls[©]

(Guys are welcome!)

Use this line drawing to plan your quilt in your preferred colors.



Prairie Flower - January 6 block
from the Quilter's Block-a-Day Calendar[©]