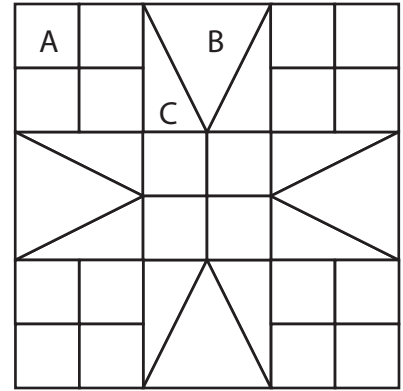




Galaxy of Stars Quilt©
2015 Block of the Month

By Debby Kratovil
Block Size: 12" x 12"



Grandma's Star
(a variation of 54-40 or Fight)

Use Templates on next page or Paper Piecing pattern

IMPORTANT: The star points are mirror images.

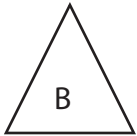


Cut (10) 2-1/2" squares black
and (10) 2-1/2" squares yellow

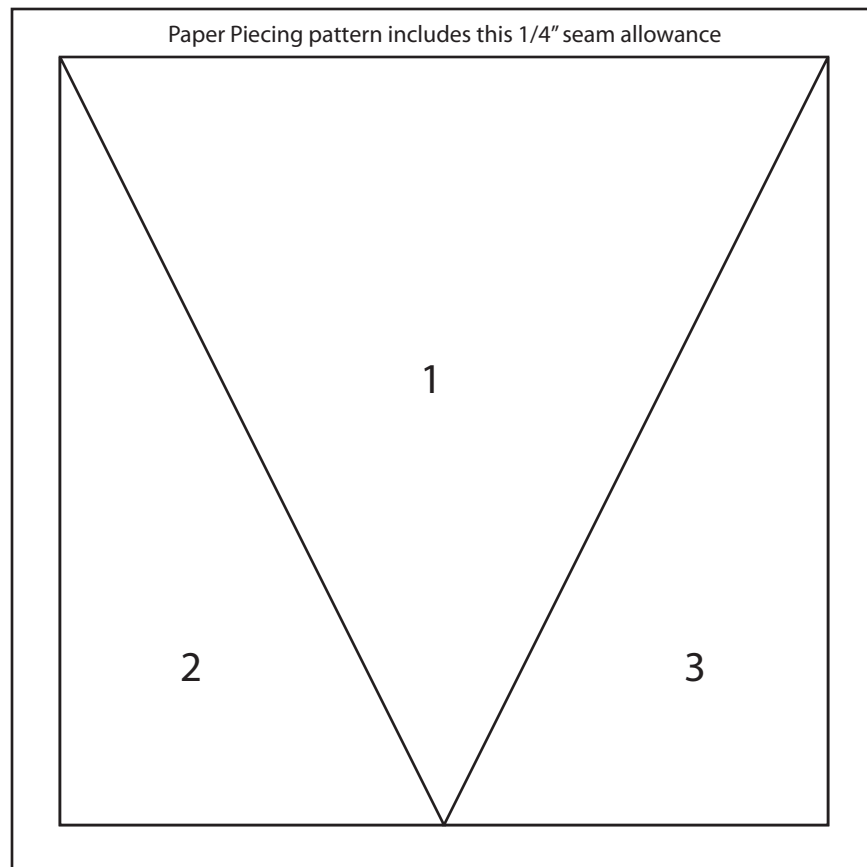


Cut (8) star points using template
on next page (or paper piece using
pattern below)

If you have the Tri-Recs® tool, you can cut these
using the 4" finished height lines on the rulers

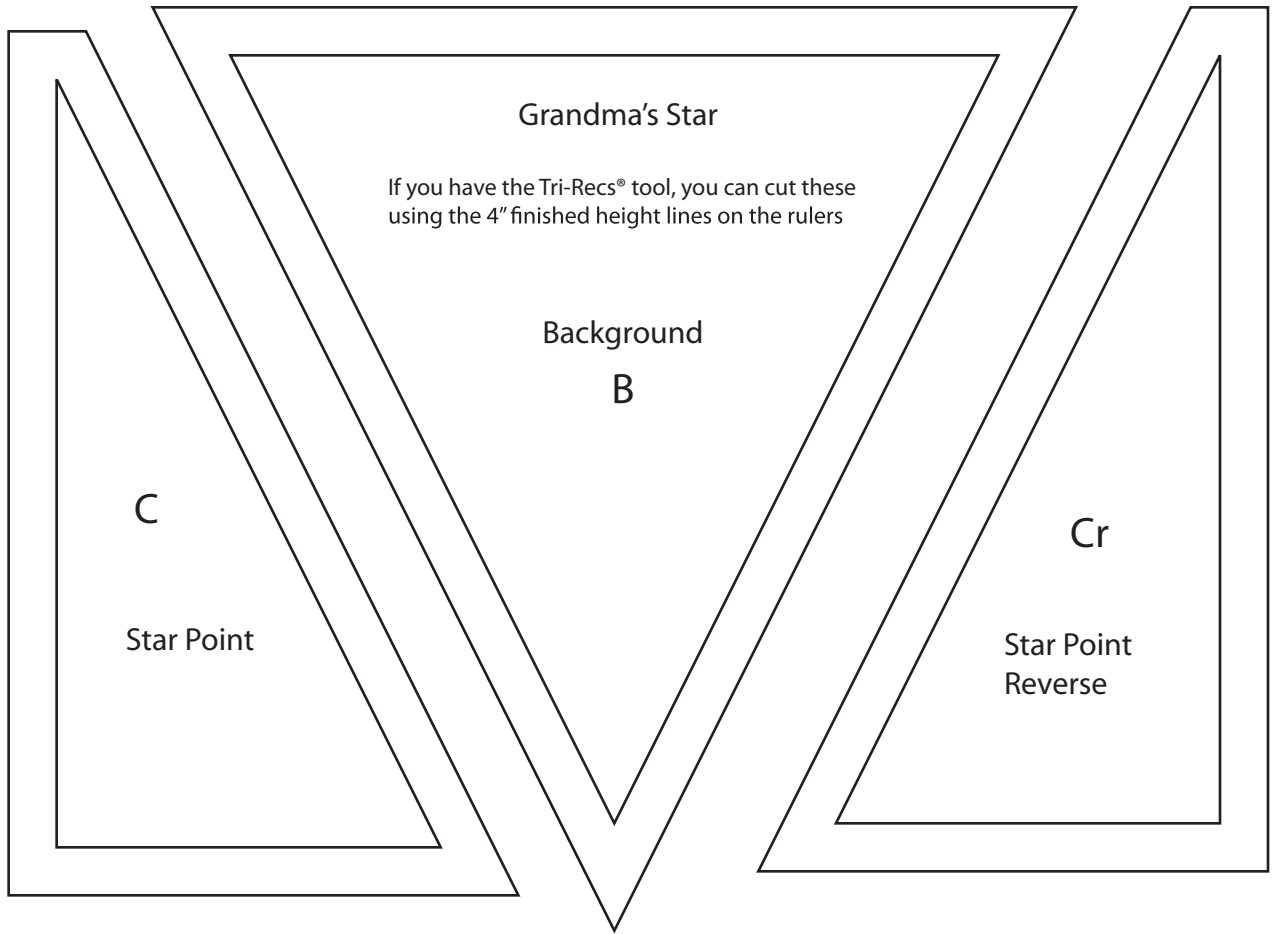


Cut (4) Patch B using template
on next page (or paper piece using
pattern below)



If you did not get this pattern from Debby Kratovil, it is an illegal copy

Visit Debby Kratovil's blog for more quilt inspiration: DebbyKratovilQuilts.blogspot.com



If you did not get this pattern from Debby Kratovil, it is an illegal copy

Visit Debby Kratovil's blog for more quilt inspiration: DebbyKratovilQuilts.blogspot.com