

# Debby Kratovil's Calendar Girls

(Guys are welcome!)

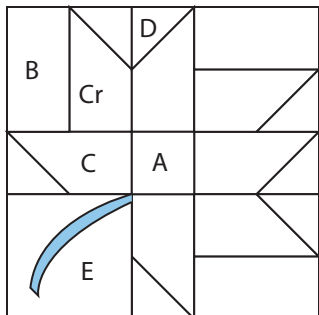
October 2015

## News you can use

Email - [kratovil@his.com](mailto:kratovil@his.com)

Blog: [DebbyKratovilQuilts.blogspot.com](http://DebbyKratovilQuilts.blogspot.com)

### Blazing Autumn Leaf Block

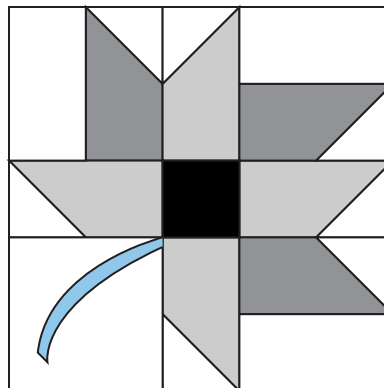


This block can be quick pieced without templates for a no-fail method for getting sharp points. We covered this in the January block (Prairie Flower). The templates can easily be replaced with a rectangle and a square. If you look on the next column you will see the quick and easy way to make the C-D and Cr-D units. Cut a 2-1/2" x 4-1/2" rectangle for each C and Cr patch. For each D Patch cut a 2-1/2" square. Draw a line on the wrong side of the D square along one diagonal. This will be your sewing line. Place the square and rectangle, right sides together, and sew along the line. Take note of the angle of the line. It is different in the C patches from the orientation in the Cr patches. Trim away 1/4" from the sewn line. Press the triangles out. Voila! No templates and you have the exact unit you need for the Blazing Autumn Leaf Block. Sure beats templates!

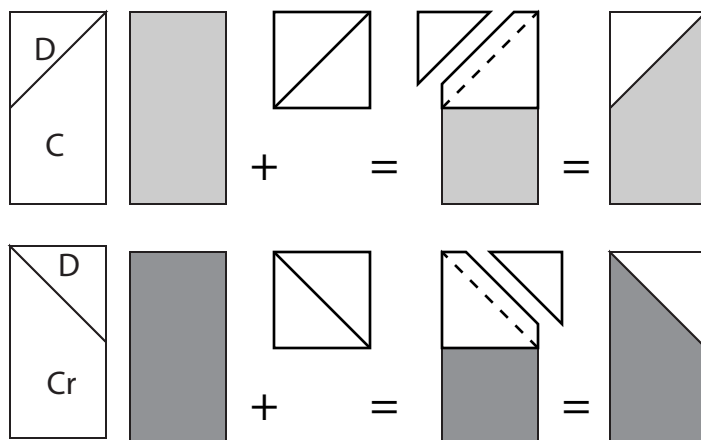
I would love to see the quilts you make from my patterns. Send me a small jpg of your project (via email).

Don't forget that you can find the list of all the Quilt Block a Day Calendar blocks by SIZE at my web site. It's a 2 page pdf free for downloading: <http://www.quilterbydesign.com/Block-a-Day-Size.pdf>

### Quick Lesson to bypass templates



### Blazing Autumn Leaf



### What's happening at my web site?

- Information on quilt guild programs
- Teaching schedule & exciting workshops
- Patterns for sale
- Free quilt lessons
- Links to more free lessons and patterns

Visit [www.quilterbydesign.com](http://www.quilterbydesign.com) & [DebbyKratovilQuilts.blogspot.com](http://DebbyKratovilQuilts.blogspot.com)